

Telescopic ratchet 1/2"

516



Product no. **13160000**
GTIN **4018754336388**
Model **516**



Label. Telescopic ratchet 1/2 RSW.10° L.410-630mm

- Properties.**
- 1/2" external square drive
 - reversible
 - 36 teeth
 - increased torque when the handle is extended
 - can be locked in at any one of five lengths: 410, 465, 520, 575, 630 mm
 - convenient, easy and fast length adjustment via a rocker switch
 - compact size when unextended
 - ideal for mobile tool storage
 - durable thanks to maintenance-free slide bearing and a secure limit stop
 - with 2-component handle
 - a convenient alternative to the wheel brace
 - Chrome Alloy Steel, chrome-plated
 - DIN 3122 / ISO 3315

Benefits.

1/2" square drive with ball locking function, interchangeable, DIN 3122/ISO 3315, Chrome Alloy Steel, chrome-plated.

Convenient, easy and fast - even one-handed - length adjustment via a rocker switch.

2-component handle with ergonomic ball shape for fatigue-free work, resistant to oils, greases, brake fluids and Skydrol.

Stable thanks to maintenance-free sliding bearing with a secured stop.

Can be locked in at five lengths: 410 mm, 465 mm, 520 mm, 575 mm, 630 mm.



Product highlights.




Adjustable length.

The length can be conveniently adjusted with one hand using the switch lever in 55 mm positions (410 mm, 465 mm, 520 mm, 575 mm and 630 mm).



DIN-tested quality.

The sturdy ratchet drive has 36 teeth and delivers DIN-tested (DIN 3122/ISO 3315) high tightening forces of up to 512 Nm.



Durable extension.

The maintenance-free slide bearing and stop protection ensure that the extension operates quickly and safely, and is extremely durable.

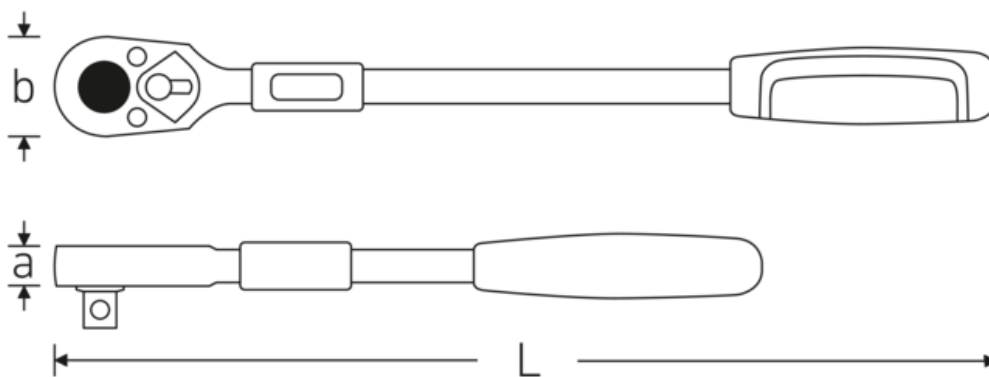
Technologies and features.



2-component handle

Our 2-component handle is non-slip and ergonomically designed. It is resistant to the most common oils, greases, fuels, brake fluids, and Skydrol.

Technical drawing.



Technical attributes.

External square drive (inch)	1/2
Width mm (b)	40 mm
a	22,5 mm
Number of teeth	36
Working angle	10 °
variable length	410-630 mm
DIN	DIN 3122 / ISO 3315
Alloy	Chrome Alloy Steel, chrom plated

Logistics data.

Product no.	13160000
GTIN	4018754336388
Weight (g)	1100 g
Volume (packaged, dm3)	2.04 dm3
Packing standard	1
WEEE/ElektroG	nicht ear-pflichtig
Customs tariff no.	82041200
Country of origin AWR	GERMANY
Region of origin	Nordrhein-Westfalen
Depth mm (IFS)	510
Width mm (IFS)	100
Height mm (IFS)	40
Weight (gross, kg)	1,110
Weight PAP (kg)	0,000
Weight PVC (kg)	0,004
Length (packaged, mm)	510
Width (packaged, mm)	100

Height (packaging, mm)

40

GTIN.




Accessories (for).



13180010
Bit holder



13030002
Square drive adaptor



13030005
Square drive adaptor

Spare part(s), spare part(s) for.



19040000
Spare parts set for
ratchet

Images.



STAHLWILLE Eduard Wille GmbH

Lindenallee 27 · 42349 Wuppertal · Germany · Phone: +49 202 4791-0

info@stahlwille.de · www.stahlwille.com

© STAHLWILLE Eduard Wille GmbH, Wuppertal