

Made in Germany  
**Premium tool solutions**



Installation Guide

**BLE MODUL**



**INSTALLATION GUIDE  
 FOR MANOSKOP® 714 & 766**

		<ul style="list-style-type: none"> <li>❄ -10°</li> <li>☀ +60°</li> <li>✖ no fluids</li> </ul>
		<ul style="list-style-type: none"> <li>❄ +/-0°</li> <li>☀ +40°</li> <li>✖ no fluids</li> </ul>

**DC** 2,3 V | max. 150 mA

[www.stahlwille.de/  
 operating-instructions](http://www.stahlwille.de/operating-instructions)



**1**

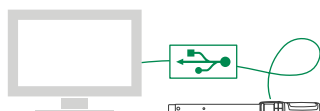
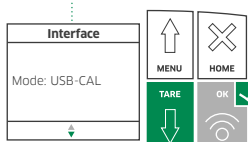
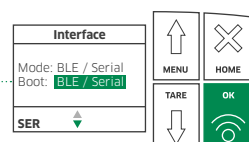
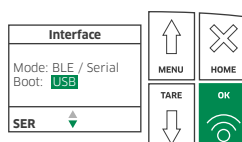
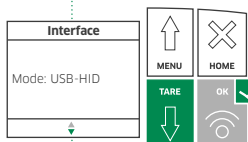
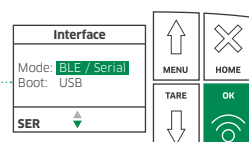
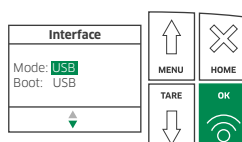
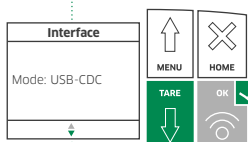
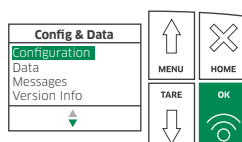
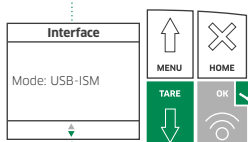
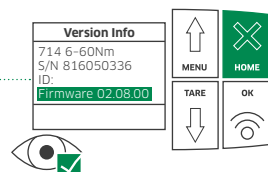
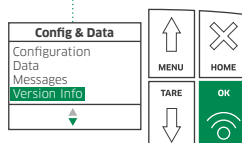
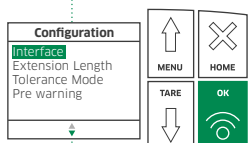
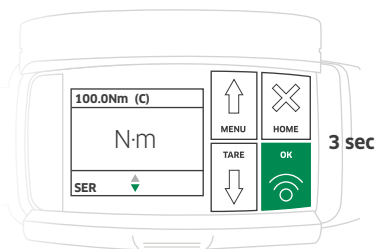
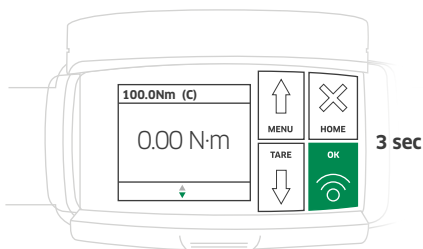
**2**

**3**


**4**

# 5A MANOSKOP® 766

# 5B MANOSKOP® 714



Only STAHLWILLE Services



Software SENSOMASTER 4



# 6 INSTALL BLE MANAGER

# STATUS MANOSKOP® 714 & 766



[www.stahlwille.de/en/downloads/](http://www.stahlwille.de/en/downloads/)

Ready to connect

Connected and ready to use

MANOSKOP® 714 Firmware Update is required (02.08.00)

